



INTERNATIONAL
CODE
COUNCIL®

TESTING • INSPECTION • ENGINEERING

ASTM E84 Standard

TEST REPORT

Rendered to:

Tremco Incorporated

PRODUCT:

Tremco EXOAir® 230 Air Barrier System

Report No.:	TRMC041822-73
Test Date(s):	07-11-2022
Report Date:	07-12-2022
	12 pages

Test Report

TRMC041822-73
07-12-2022

TABLE OF CONTENTS

1.0	General Information	3
2.0	Referenced Standards	5
3.0	Summary of Results.....	5
4.0	Test Results.....	5
5.0	Closing Statement.....	7
	Appendix A - Data	8
	Appendix B - Photographs	9
	Appendix C - Revision Log	12

TEST REPORT

Rendered to:

Tremco Incorporated
3735 Green Road
Beachwood, OH 44122

Report No.:	TRMC041822-73
Test Date:	07-11-2022
Report Date:	07-12-2022

1.0 General Information

1.1 Product

Tremco EXOAir® 230 Air Barrier System

1.2 Project Summary

ICC NTA, LLC was contracted by Tremco Incorporated to evaluate Tremco EXOAir® 230 Air Barrier System in accordance with ASTM E84-21a. Results obtained are tested values and were secured by using the designated test method(s). Testing was conducted at ICC NTA's facility in Bryan, TX.

1.3 Product Description

Product Name:	Tremco EXOAir® 230 Air Barrier System
Product type:	Air Barrier system
Product Use:	Exterior
Model Name/Sample Number:	1
Sample Description:	Tremco EXOAir® 230 (6) 24-in. x 48-in.
Color:	Black
Sample Length:	24-ft
Sample Width:	24-in.
Thickness:	70 wet mils
Total Weight:	108 lbs
Sample Received Date:	06-17-2022
Days in Conditioning:	24

1.4 Qualifications

ICC NTA in Bryan, TX has demonstrated compliance with ISO/IEC 17025 and is consequently accredited as a Testing Laboratory. ICC NTA is accredited to perform all testing reported herein.

1.5 Product Sampling

No evidence was provided that a third-party agency sampled materials for the testing reported herein. All test specimens were supplied by Tremco Incorporated.

1.6 Witnessing

No representatives of Tremco Incorporated were present for testing reported herein.

1.7 Conditioning of Test Specimens

Unless otherwise indicated, all testing reported herein was conducted in a laboratory set to maintain temperature in the range of 65-80°F and humidity in the range of 45-60% RH. All test specimen materials were stored in the laboratory conditioning room of $73.4 \pm 5^\circ\text{F}$ and at a relative humidity of $50 \pm 5\%$ environment for no less than 24 hours prior to testing. The test specimens were conditioned for **24** days and obtained steady state.

2.0 Referenced Standards

ASTM E84-21a Standard Test Method for Surface Burning Characteristics of Building Materials.

3.0 Summary of Results

Flame Spread Index –20
Smoke Developed Index –45

4.0 Test Results

TEST DATA

Time to Ignition (mm/ss):	02:36
Maximum Flame Spread (ft):	6.200
Time to Max Flame Spread (mm/ss):	05:22
Maximum Temperature (°F):	588
Time to Max Temperature (mm/ss):	05:38
Total Fuel Burned (cubic feet):	42.974
Flame Spread*Time Area (ft*min):	41.650
Smoke Area (%A*min):	48.205
Unrounded FSI:	21.450
Unrounded SDI:	45.018

TEST OBSERVATIONS

03:30	Sample Ignition
05:22	Observed Falling Debris
08:00	Observed No Changes

POST-TEST OBSERVATIONS

0 – 8 ft	Section was charred and consumed.
8 – 16 ft	Section showed discoloration.
16 – 24 ft	Section showed discoloration.

Analysis on Classification Criteria

Based on Flame Spread Index and Smoke Developed Index when tested in accordance with ASTM E84 or UL 723. Three classes of interior finish are specified by the International Building Code (IBC) that describes a set of classification criteria required for interior wall and ceiling finish materials. The classification criteria for all three model codes is the same: ASTM E84 and UL 723 do not include classification criteria for the results obtained from testing.

Class	Flame Spread Index	Smoke Developed Index
A	0-25	0-450
B	26-75	0-450
C	76-200	0-450

4.1 General

This fire-test–response standard for the comparative surface burning behavior of building materials is applicable to exposed surfaces such as walls and ceilings. This standard is used to measure and describe the response of materials, products, or assemblies to heat and flame under controlled conditions, but does not by itself incorporate all factors required for fire-hazard or fire-risk assessment of the materials, products, or assemblies under actual fire conditions.

4.2 Test Specimens

The samples submitted by the manufacturer were (1) 5-gallon bucket and was applied onto cement board at a measured amount of 70 wet mils. They were received without damage. They were individually weighed and logged into the test samples database and placed in the NTA temperature and humidity controlled conditioning room.

4.3 Test Setup and Procedure

The product(s) were setup and evaluated in accordance with ASTM E84-21a.

Substrate Used:	Cement Board
Mounting Method:	Standard
Support Used:	None
Side Exposed:	Coated side
Adhesive Used & Coverage Rate (if Applicable):	N/A
Cement Board Used to Cover Sample (Y/N):	Yes
Sample Continuous or Sectioned:	Sectioned
No. & Size of Sections:	(6) 24-in. x 48-in.
Lab Ambient Temp (°F):	72
Lab Ambient RH (%):	55
Date Tested:	07-11-2022

5.0 Closing Statement

This report contains only findings and results arrived at after employing the specific test procedures listed herein. It does not constitute a recommendation for, endorsement of, or certification of the product or material tested. Unless differently required, ICC NTA, LLC reports apply the "Simple Acceptance" rule, also called "Shared Risk approach", of ILAC-G8:09/2019, Guidelines on Decision Rules and Statements of Conformity. ICC NTA makes no warranty, expressed or implied, except that the test has been performed, and a report prepared, based upon the specimen specified by the client. Extrapolation of data, from the test data provided herein, to the batch or lot from which the specimens were obtained may not correlate and should be interpreted with extreme caution. ICC NTA assumes no responsibility for variations in quality, composition, appearance, performance, or other features of similar materials produced by the client, other persons, or under conditions over which ICC NTA has no control. ICC NTA has issued this report for the exclusive use of the client to whom it is addressed. Any use or duplication of this report shall not be made without their consent. This report shall only be reproduced in its entirety.

For ICC NTA, LLC:

Gabriel Parra

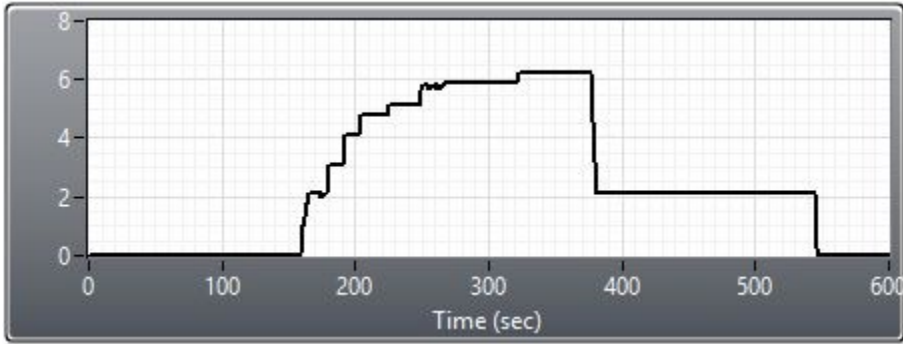
Tested by: Gabriel Parra 07-12-2022
Test Engineer/Technician

Troy Bronstad

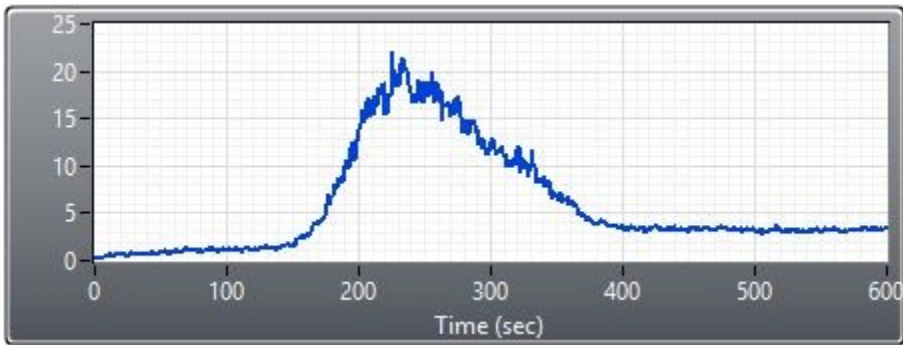
Reviewed by: Troy Bronstad 07-12-2022
Senior Technical Team Leader

Appendix A - Data

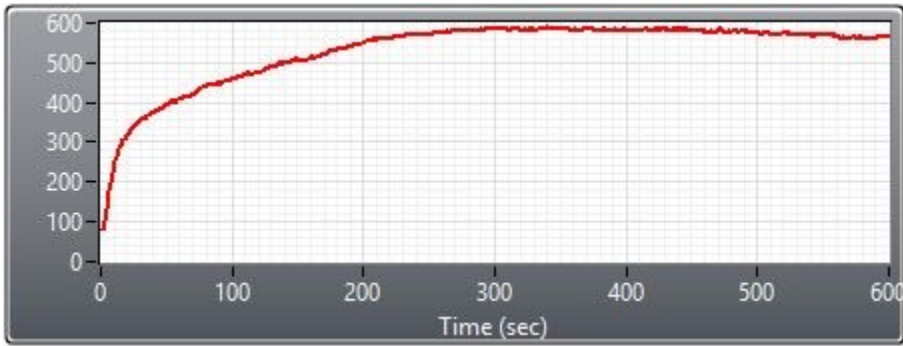
FLAME SPREAD



SMOKE (%A)



TEMPERATURE



Appendix B – Photographs




Photo No. 1
Sample ID



Photo No. 2
Pre-Test Exposed Side



Photo No. 3
Pre-Test Unexposed Side in Tunnel



Photo No. 4
Post-Test Unexposed Side in Tunnel



Photo No. 5
Post-Test Exposed Side




Photo No. 6
Post-Test Exposed Side Section 2

Appendix C - Revision Log

Rev. #	Date	Page(s)	Revision(s)
0	07-12-2022	N/A	Original report issue